

NEHRU COLLEGE OF PHARMACY, KERALA


BALANCE SHEET

| Particulars | Schedule | As at | |
|----------------------------------|----------|---------------------|---------------------|
| | | 31.3.2023 | 31.3.2022 |
| | | ₹ | ₹ |
| 1 SOURCE OF FUNDS | | | |
| [1] CAPITAL | 1 | 53,38,25,111 | 48,45,28,235 |
| [2] LOANS | | | |
| Secured | 2 | 51,21,600 | 20,40,053 |
| [3] CURRENT LIABILITIES | | | |
| (a) Sundry Creditors | 3 | 20,70,388 | 32,74,203 |
| (b) Other Liabilities | 4 | 1,30,00,710 | 1,07,67,190 |
| | | 1,50,71,098 | 1,40,41,393 |
| Total | | 55,40,17,809 | 50,06,09,681 |
| 2 APPLICATION OF FUNDS | | | |
| [1] FIXED ASSETS | 5 | 3,81,28,495 | 3,42,09,220 |
| [2] TRUST ACCOUNT | | 44,75,68,360 | 38,96,07,038 |
| [3] CURRENT ASSETS | | | |
| (a) Sundry Debtors | 6 | 5,61,85,807 | 7,00,77,535 |
| (b) Cash & Bank Balances | 7 | 1,06,36,623 | 52,58,172 |
| (c) Deposits, Loans and Advances | 8 | 14,98,524 | 14,57,716 |
| | | 6,83,20,955 | 7,67,93,423 |
| Total | | 55,40,17,809 | 50,06,09,681 |

As per our report of even date annexed


For Bindu Suresh Kumar & Associates
Chartered Accountants

E.Sureshkumar
Partner M.No: 055395



For and on behalf of the Trust


Managing Trustee


Trustee

Place: Coimbatore

Date : 28-08-2023

NEHRU COLLEGE OF PHARMACY, KERALA
INCOME & EXPENDITURE ACCOUNT


| Particulars | Schedule | Year ended | |
|--|----------|---------------------|---------------------|
| | | 31.3.2023 | 31.3.2022 |
| | | ₹ | ₹ |
| INCOME | | | |
| (a) Fees Received | | 9,21,62,194 | 9,31,25,070 |
| (b) Other Income | 9 | 1,82,98,032 | 1,24,57,054 |
| (c) Interest Received | | 3,23,721 | 1,25,142 |
| A Total Revenue (a to c) | | 11,07,83,947 | 10,57,07,266 |
| EXPENSES | | | |
| (a) Employees Benefit | 10 | 2,09,78,823 | 1,71,17,679 |
| (b) Students Welfare | 11 | 1,62,07,924 | 98,36,662 |
| (c) Repairs & Maintenance | 12 | 65,64,554 | 45,69,419 |
| (d) Advertisement | | - | 63,718 |
| (e) Printing and Stationery | | 13,93,782 | 7,27,617 |
| (f) Power and Fuel | 13 | 26,21,264 | 16,64,723 |
| (g) Application and Affiliation Fee | 14 | 40,92,270 | 13,60,307 |
| (h) Communication Expenses | | 3,86,206 | 10,06,835 |
| (i) Subscription and Periodicals | | 3,16,889 | 2,74,711 |
| (j) General Expenses | 15 | 43,09,887 | 27,52,019 |
| (k) Interest and Bank Charges | 16 | 2,59,804 | 2,15,492 |
| (l) Depreciation | | 43,55,669 | 40,21,836 |
| B Total Expenses (a to l) | | 6,14,87,072 | 4,36,11,018 |
| EXCESS OF INCOME OVER EXPENDITURE (A-B) | | 4,92,96,876 | 6,20,96,247 |

As per our report of even date annexed

For Bindu Suresh Kumar & Associates

For and on behalf of the Trust

Chartered Accountants



E. Sureshkumar
Partner M.No: 055395

Managing Trustee

Place: Coimbatore

Trustee

Date : 28-08-2023

NEHRU COLLEGE OF PHARMACY, KERALA
SCHEDULES ANNEXED TO BALANCE SHEET

| Particulars | | As at | |
|-----------------------------------|---|---------------------|---------------------|
| | | 31.3.2023 | 31.3.2022 |
| | | ₹ | ₹ |
| Schedule - 1 | | | |
| CAPITAL | | | |
| (a) | Opening Balance | 48,45,28,235 | 42,24,31,988 |
| | Add : Excess of Income over Expenditure | 4,92,96,876 | 6,20,96,247 |
| | Total | 53,38,25,111 | 48,45,28,235 |
| Schedule - 2 | | | |
| LOANS | | | |
| Secured | | | |
| (a) | HDFC Bank Limited- Vehicle loan | 51,21,600 | 20,40,053 |
| | Total | 51,21,600 | 20,40,053 |
| Schedule - 3 | | | |
| (a) | SUNDRY CREDITORS | 20,70,388 | 32,74,203 |
| | Total | 20,70,388 | 32,74,203 |
| Schedule - 4 | | | |
| OTHER LIABILITIES | | | |
| Expenses Payable | | | |
| (a) | Salary Payable | 14,95,204 | 14,54,746 |
| (b) | EPF Payable | 69,460 | 60,008 |
| (c) | ESI Payable | 17,878 | 9,438 |
| Other Refundable Liability | | | |
| (a) | Caution Deposit | 98,62,350 | 90,63,350 |
| (b) | EMD & Retention | 1,64,650 | 1,64,650 |
| (c) | Other Liabilities | 13,91,168 | 14,998 |
| | Total | 1,30,00,710 | 1,07,67,190 |
| Schedule - 5 | | | |
| FIXED ASSETS | | | |
| (a) | Gross Block | 4,24,84,164 | 3,82,31,056 |
| | Less : Depreciation | 43,55,669 | 40,21,836 |
| | Total | 3,81,28,496 | 3,42,09,220 |
| Schedule - 6 | | | |
| SUNDRY DEBTORS | | | |
| (a) | Fees Receivable | 5,61,85,807 | 7,00,77,535 |
| | | 5,61,85,807 | 7,00,77,535 |

NEHRU COLLEGE OF PHARMCY, KERALA
SCHEDULE - 5 - FIXED ASSETS AS ON 31-03-2023

| SL.NO | ASSETS | WDV AS ON | ADDITIONS | | DEDUCTIONS | TOTAL | RATE | DEPRECIATION | | | WDV AS ON |
|-------|------------------------------|--------------------|------------------|------------------|---------------|--------------------|----------|------------------|-----------------|------------------|--------------------|
| | | 31.3.2022 | UPTO SEP | AFTER SEP | | | | UPTO SEP | AFTER SEP | TOTAL | 31.3.2023 |
| 1 | LAND | 5,41,520 | - | - | - | 5,41,520 | - | - | - | - | 5,41,520 |
| | TOTAL [A] | 5,41,520 | - | - | - | 5,41,520 | - | - | - | - | 5,41,520 |
| 2 | BUILDING | 2,04,44,062 | - | - | - | 2,04,44,062 | 10% | 20,44,406 | - | 20,44,406 | 1,83,99,656 |
| | TOTAL [B] | 2,04,44,062 | - | - | - | 2,04,44,062 | - | 20,44,406 | - | 20,44,406 | 1,83,99,656 |
| 3 | AIR CONDITIONER | 3,38,810 | 1,44,253 | - | - | 4,83,063 | 10% | 48,306 | - | 48,306 | 4,34,757 |
| 4 | CCTV CAMERA | 6,13,103 | 2,22,825 | 52,422 | - | 8,88,350 | 10% | 83,593 | 2,621 | 86,214 | 8,02,136 |
| 5 | ELECTRICAL FITTINGS | 4,61,580 | - | - | - | 4,61,580 | 10% | 46,158 | - | 46,158 | 4,15,422 |
| 6 | ELECTRICEL EQUIPMENT | 1,89,901 | - | 81,000 | - | 2,70,901 | 10% | 18,990 | 4,050 | 23,040 | 2,47,861 |
| 7 | FIRE & SAFETY EQUIPMENT | 6,209 | - | - | - | 6,209 | 10% | 621 | - | 621 | 5,588 |
| 8 | FURNITURE | 22,15,520 | 99,005 | - | - | 23,14,525 | 10% | 2,31,453 | - | 2,31,453 | 20,83,072 |
| 9 | GAS FITTINGS | 1,48,954 | - | - | - | 1,48,954 | 10% | 14,895 | - | 14,895 | 1,34,059 |
| 10 | LAB EQUIPMENT | 22,34,254 | 19,45,469 | - | - | 41,79,723 | 10% | 4,17,972 | - | 4,17,972 | 37,61,751 |
| 11 | LIBRARY BOOKS | 15,37,436 | 1,74,176 | 8,897 | - | 17,20,509 | 10% | 1,71,161 | 445 | 1,71,606 | 15,48,903 |
| 12 | PA SYSTEMS | 50,514 | 1,82,000 | - | - | 2,32,514 | 10% | 23,251 | - | 23,251 | 2,09,263 |
| 13 | PROJECTOR | 9,02,750 | - | - | - | 9,02,750 | 10% | 90,275 | - | 90,275 | 8,12,475 |
| 14 | REFRIGERATOR | 33,019 | 33,970 | - | 10,770 | 56,219 | 10% | 5,622 | - | 5,622 | 50,597 |
| 15 | WATER PURIFIER | 36,566 | - | - | - | 36,566 | 10% | 3,657 | - | 3,657 | 32,909 |
| 16 | XEROX MACHINE | 74,173 | - | - | - | 74,173 | 10% | 7,417 | - | 7,417 | 66,756 |
| | TOTAL [C] | 88,42,789 | 28,01,698 | 1,42,319 | 10,770 | 1,17,76,036 | - | 11,63,371 | 7,116 | 11,70,487 | 1,06,05,549 |
| 17 | U P S | 66,396 | 33,453 | - | - | 99,849 | 15% | 14,977 | - | 14,977 | 84,872 |
| 18 | VEHICLE | 30,80,888 | - | 49,12,440 | - | 79,93,328 | 15% | 4,62,133 | 3,68,433 | 8,30,566 | 71,62,762 |
| 19 | PRINTER | 3,454 | 12,500 | - | - | 15,954 | 15% | 2,393 | - | 2,393 | 13,561 |
| 20 | MACHINERY | - | - | 10,500 | - | 10,500 | 15% | - | 788 | 788 | 9,712 |
| | TOTAL [D] | 31,50,738 | 45,953 | 49,22,940 | - | 81,19,631 | - | 4,79,503 | 3,69,221 | 8,48,724 | 72,70,907 |
| 20 | COMPUTER | 3,86,478 | 3,14,500 | 58,304 | - | 7,59,282 | 40% | 2,80,391 | 11,661 | 2,92,052 | 4,67,230 |
| | TOTAL [E] | 3,86,478 | 3,14,500 | 58,304 | - | 7,59,282 | - | 2,80,391 | 11,661 | 2,92,052 | 4,67,230 |
| 21 | WIP-GARDEN | 8,43,633 | - | - | - | 8,43,633 | - | - | - | - | 8,43,633 |
| | TOTAL [F] | 8,43,633 | - | - | - | 8,43,633 | - | - | - | - | 8,43,633 |
| | GRAND TOTAL [A TO F] | 3,42,09,220 | 31,62,151 | 51,23,563 | 10,770 | 4,24,84,164 | - | 39,67,671 | 3,87,998 | 43,55,669 | 3,81,28,495 |

NEHRU COLLEGE OF PHARMACY, KERALA
SCHEDULES ANNEXED TO BALANCE SHEET

| Particulars | | As at | |
|--|--|-------------|-----------|
| | | 31.3.2023 | 31.3.2022 |
| | | ₹ | ₹ |
| Schedule - 7 | | | |
| <u>CASH & BANK BALANCES</u> | | | |
| (a) | Cash in Hand | 29,37,510 | 16,82,697 |
| <u>Bank Account</u> | | | |
| <u>In Current Account</u> | | | |
| (b) | SBI-NCP (SC\OEC Tsr A\C) | 2,88,734 | 1,81,383 |
| (c) | SBI-Ottapalam | 5,04,877 | 2,94,304 |
| (d) | SBI -OTP - [NSS A/C] | 7,260 | 48,976 |
| <u>In Savings Account</u> | | | |
| (e) | Dhanlaxmi Bank -168703 | 13,59,892 | 18,39,754 |
| (f) | HDFC Bank-74005 | 32,03,597 | 5,93,821 |
| (g) | Axis Bank-315724 | 15,71,312 | - |
| | | 69,35,672 | 29,58,237 |
| <u>In Earmarked Account- Deposit Under Lien</u> | | | |
| (h) | Dhanalakshmi Bank -B.G-D. Pharm (Kerala Govt.) | 7,63,440 | 6,17,238 |
| | Total | 1,06,36,623 | 52,58,172 |
| Schedule - 8 | | | |
| <u>DEPOSITS LOANS AND ADVANCES</u> | | | |
| (a) | Prepaid Expenses | 36,574 | 20,704 |
| (b) | Advance To Creditors | 11,15,132 | 11,08,512 |
| (c) | Nss A/c | 21,318 | - |
| (c) | Salary Advance | 5,500 | 18,500 |
| <u>In Fixed Deposits Account</u> | | | |
| <u>Deposit With Lien</u> | | | |
| (d) | KUHS Deposit-Pharm D | 3,00,000 | 3,00,000 |
| <u>Security Deposit</u> | | | |
| (e) | Gas Deposit | 10,000 | 10,000 |
| (f) | Rent Advance | 10,000 | - |
| | Total | 14,98,524 | 14,57,716 |

NEHRU COLLEGE OF PHARMACY, KERALA
SCHEDULES ANNEXED TO INCOME AND EXPENDITURE ACCOUNT

| Particulars | | Year ended | |
|--------------------------------------|-------------------------------|-------------|-------------|
| | | 31.3.2023 | 31.3.2022 |
| | | ₹ | ₹ |
| Schedule - 9 | | | |
| <u>OTHER INCOME</u> | | | |
| (a) | Hostel Fee | 1,25,81,303 | 85,82,423 |
| (b) | Bus Fee | 57,16,729 | 38,74,631 |
| | Total | 1,82,98,032 | 1,24,57,054 |
| Schedule - 10 | | | |
| <u>EMPLOYEES BENEFIT</u> | | | |
| (a) | Salary | 2,00,04,793 | 1,63,71,079 |
| (b) | EPF | 3,59,190 | 3,01,103 |
| (c) | ESI | 1,30,582 | 77,479 |
| (d) | Gratuity | 4,72,698 | 2,35,642 |
| (e) | Staff Welfare | 11,560 | 1,32,376 |
| | Total | 2,09,78,823 | 1,71,17,679 |
| Schedule - 11 | | | |
| <u>STUDENT WELFARE</u> | | | |
| (a) | Seminar and Festival Expenses | 2,12,092 | 1,43,672 |
| (b) | Placement expenses | 2,650 | - |
| (c) | Student Transportation | 57,02,413 | 17,31,097 |
| (d) | Mess Expenses | 76,99,600 | 59,98,357 |
| (e) | Other Welfare Expenses | 10,55,791 | 6,73,849 |
| (f) | Sports | 51,852 | 2,200 |
| (g) | Student Insurance | 84,711 | 63,058 |
| (h) | Students Stipend | 13,98,815 | 12,24,429 |
| | Total | 1,62,07,924 | 98,36,662 |
| Schedule - 12 | | | |
| <u>REPAIR AND MAINTENANCE</u> | | | |
| (a) | AMC Charges | 1,02,964 | 80,350 |
| (b) | Garden Maintenance | 7,01,622 | 6,01,823 |
| (c) | Generator Maintenance | 12,848 | 13,036 |
| (d) | Housekeeping Salary | 21,92,385 | 8,81,951 |
| (e) | Vehicle Maintenance | 26,187 | 48,178 |
| (f) | Computer Maintenance | 70,310 | 70,501 |
| (g) | Building Maintenance | 26,90,819 | 23,46,657 |
| (h) | Water Expense | 3,50,604 | 2,01,305 |
| (i) | Electrical Maintenance | 75,534 | - |
| (j) | STP Maintenance | 2,24,341 | 1,11,588 |
| (k) | Machinery Maintenance | 1,16,940 | 2,14,030 |
| | Total | 65,64,554 | 45,69,419 |

NEHRU COLLEGE OF PHARMACY, KERALA
SCHEDULES ANNEXED TO INCOME AND EXPENDITURE ACCOUNT

| Particulars | | Year ended | |
|---|---------------------------------|------------------|------------------|
| | | 31.3.2023 | 31.3.2022 |
| | | ₹ | ₹ |
| Schedule - 13 | | | |
| <u>POWER AND FUEL</u> | | | |
| (a) | Electricity | 25,43,429 | 14,94,859 |
| (b) | Generator Fuel Expenses | 77,835 | 1,69,864 |
| | Total | 26,21,264 | 16,64,723 |
| Schedule - 14 | | | |
| <u>APPLICATION AND AFFILIATION FEE</u> | | | |
| (a) | KUHS Fee | 23,53,770 | 9,00,470 |
| (b) | PCI Fee | 14,12,000 | 4,56,937 |
| (c) | Registration & Member ship Fees | 1,500 | 1,500 |
| (d) | DME Fee | - | 1,400 |
| (e) | Para Medical Council Fee | 1,00,000 | - |
| (f) | AICTE Fees | 2,25,000 | - |
| | Total | 40,92,270 | 13,60,307 |
| Schedule - 15 | | | |
| <u>GENERAL EXPENSES</u> | | | |
| (a) | Office and Other Expenses | 5,45,695 | 2,65,005 |
| (b) | Travelling Expenses | 6,56,589 | 1,77,553 |
| (c) | Security Charges | 12,98,188 | 10,62,000 |
| (d) | Consultancy Charges | 2,90,400 | - |
| (e) | Insurance Charges | 2,10,909 | 2,60,199 |
| (f) | Rent | 45,500 | 40,000 |
| (g) | Lab Consumables | 9,94,385 | 8,57,511 |
| (h) | Rates and Taxes | 29,221 | 29,471 |
| (i) | ISO expenses | - | 10,030 |
| (j) | NBA - Accreditation Expenses | 2,39,000 | 50,250 |
| | Total | 43,09,887 | 27,52,019 |
| Schedule - 16 | | | |
| <u>INTEREST AND BANK CHARGES</u> | | | |
| (a) | Bank Charges | 24,777 | 21,382 |
| (b) | Interest on Loan | 2,35,027 | 1,94,110 |
| | Total | 2,59,804 | 2,15,492 |

INDIAN INCOME TAX RETURN ACKNOWLEDGEMENT

[Where the data of the Return of Income in Form ITR-1 (SAHAJ), ITR-2, ITR-3, ITR-4(SUGAM), ITR-5, ITR-6, ITR-7 filed and verified]

(Please see Rule 12 of the Income-tax Rules, 1962)

Assessment Year

2021-22

| | | | |
|-----------|---|---------------------------------|-----------------|
| PAN | AAATN3375R | | |
| Name | NEHRU COLLEGE OF EDUCATIONAL AND CHARITABLE TRUST | | |
| Address | 451 D , NEHRU CAMPUS , 0 , KUNIAMUTHUR , COIMBATORE , 29-Tamil Nadu , 91-India , 641008 | | |
| Status | AOP/BOI | Form Number | ITR-7 |
| Filed u/s | 139(1) - Return filed on or before due date | e-Filing Acknowledgement Number | 883559470070122 |

| | Taxable Income and Tax details | Sl. No. | Amount |
|--|---|---------|---------------|
| | Current Year business loss, if any | 1 | 0 |
| | Total Income | | 0 |
| | Book Profit under MAT, where applicable | 2 | 0 |
| | Adjusted Total Income under AMT, where applicable | 3 | 0 |
| | Net tax payable | 4 | 0 |
| | Interest and Fee Payable | 5 | 0 |
| | Total tax, interest and Fee payable | 6 | 0 |
| | Taxes Paid | 7 | 39,09,913 |
| | (+)Tax Payable /(-)Refundable (6-7) | 8 | (-) 39,09,910 |
| | Dividend Tax Payable | 9 | 0 |
| | Interest Payable | 10 | 0 |
| | Total Dividend tax and interest payable | 11 | 0 |
| | Taxes Paid | 12 | 0 |
| | (+)Tax Payable /(-)Refundable (11-12) | 13 | 0 |
| | Accreted Income as per section 115TD | 14 | 0 |
| | Additional Tax payable u/s 115TD | 15 | 0 |
| | Interest payable u/s 115TE | 16 | 0 |
| | Additional Tax and interest payable | 17 | 0 |
| | Tax and interest paid | 18 | 0 |
| | (+)Tax Payable /(-)Refundable (17-18) | 19 | 0 |

Income Tax Return submitted electronically on 07-01-2022 10:43:11 from IP address 10.1.254.19 and verified by KRISHNAKUMAR PULLARAT having PAN AEZPK2089N on 07-01-2022 10:46:23 using Paper ITR-verification form generated through mode

System Generated

Barcode/QR Code



AAATN3375R07883559470070122C487C08E59E4196E13F6B7A80BE03324E43EE30A


DO NOT SEND THIS ACKNOWLEDGEMENT TO CPC, BENGALURU

**NEHRU COLLEGE OF PHARMACY, KERALA
BALANCE SHEET**

| Particulars | Schedule | As at | |
|----------------------------------|----------|---------------------|---------------------|
| | | 31.03.2021 | 31.03.2020 |
| | | ₹ | ₹ |
| 1 SOURCE OF FUNDS | | | |
| [1] CAPITAL | 1 | 42,24,31,988 | 35,80,21,343 |
| [2] SECURED LOAN | 2 | 30,40,423 | - |
| [3] CURRENT LIABILITIES | | | |
| (a) Sundry Creditors | 3 | 11,51,817 | 5,61,003 |
| (b) Other Liabilities | 4 | 96,11,652 | 81,31,906 |
| | | 1,07,63,469 | 86,92,909 |
| Total | | 43,62,35,880 | 36,67,14,252 |
| 2 APPLICATION OF FUNDS | | | |
| [1] FIXED ASSETS | 5 | 3,65,96,390 | 3,60,98,962 |
| [2] TRUST ACCOUNT | | 36,26,21,504 | 32,39,28,412 |
| [3] CURRENT ASSETS | | | |
| (a) Sundry Debtors | 6 | 2,97,14,150 | 31,56,831 |
| (b) Cash & Bank Balances | 7 | 57,46,398 | 25,37,322 |
| (c) Deposits, Loans and Advances | 8 | 15,57,437 | 9,92,725 |
| | | 3,70,17,985 | 66,86,877 |
| Total | | 43,62,35,880 | 36,67,14,252 |

As per our report of even date annexed
For Bindu Suresh Kumar & Associates
Chartered Accountants


For and on behalf of the Trust


E. Sureshkumar
Partner M.No: 055395




Managing Trustee

Place: Coimbatore
Date : 06.10.2021



Trustee

**NEHRU COLLEGE OF PHARMACY, KERALA
INCOME & EXPENDITURE ACCOUNT**

| | | Particulars | Schedule | Year ended | |
|--|--------------------------------|---------------------------------|----------|--------------------|--------------------|
| | | | | 31.03.2021 | 31.03.2020 |
| | | | | ₹ | ₹ |
| INCOME | | | | | |
| | (a) | Fees Received | | 8,99,78,158 | 8,32,24,120 |
| | (b) | Other Income | 9 | 34,75,796 | 1,32,04,173 |
| | (c) | Interest Received | | 1,44,199 | 1,24,319 |
| A | Total Revenue (a to c) | | | 9,35,98,153 | 9,65,52,612 |
| EXPENSES | | | | | |
| | (a) | Employees Benefit | 10 | 1,32,15,642 | 1,83,44,252 |
| | (b) | Students Welfare | 11 | 42,92,663 | 98,93,802 |
| | (c) | Advertisement | | 12,62,295 | 11,08,770 |
| | (d) | Repairs & Maintenance | 12 | 18,08,561 | 47,64,559 |
| | (e) | Printing and Stationery | | 4,88,758 | 5,96,904 |
| | (f) | Power and Fuel | 13 | 11,02,114 | 19,46,868 |
| | (g) | Application and Affiliation Fee | 14 | 6,76,300 | 16,42,800 |
| | (h) | Communication Expenses | | 1,73,619 | 72,418 |
| | (i) | Subscription and Periodicals | | 2,34,764 | 4,80,596 |
| | (j) | General Expenses | 15 | 17,60,798 | 52,08,406 |
| | (k) | Interest and Bank Charges | 16 | 57,975 | 25,249 |
| | (l) | Depreciation | | 41,14,019 | 43,98,859 |
| B | Total Expenses (a to l) | | | 2,91,87,508 | 4,84,83,483 |
| EXCESS OF INCOME OVER EXPENDITURE (A-B) | | | | 6,44,10,645 | 4,80,69,129 |

As per our report of even date annexed
For Bindu Suresh Kumar & Associates
Chartered Accountants

For and on behalf of the Trust



E.Sureshkumar
Partner M.No: 055395

Managing Trustee

Trustee

Place: Coimbatore
Date : 06.10.2021

**NEHRU COLLEGE OF PHARMACY, KERALA
SCHEDULES ANNEXED TO BALANCE SHEET**

| Particulars | | As at | |
|---------------------|---|---------------------|---------------------|
| | | 31.03.2021 | 31.03.2020 |
| | | ₹ | ₹ |
| Schedule - 1 | | | |
| | CAPITAL | | |
| (a) | Opening Balance | 35,80,21,343 | 30,99,52,214 |
| | Add : Excess of Income over Expenditure | 6,44,10,645 | 4,80,69,129 |
| | Total | 42,24,31,988 | 35,80,21,343 |
| Schedule - 2 | | | |
| | SECURED LOAN | | |
| (a) | HDFC VEHICLE LOAN - 115858416 | 30,40,423 | - |
| | Total | 30,40,423 | - |
| Schedule - 3 | | | |
| (a) | SUNDRY CREDITORS | 11,51,817 | 5,61,003 |
| | Total | 11,51,817 | 5,61,003 |
| Schedule - 4 | | | |
| | OTHER LIABILITIES | | |
| (a) | Salary Payable | 13,78,116 | 10,49,940 |
| (b) | EPF Contribution Payable | 49,438 | 59,152 |
| (c) | ESI Contribution Payable | 7,748 | 11,191 |
| (d) | Caution Deposit | 75,04,500 | 64,86,650 |
| (e) | EMD & Retention | 1,64,650 | 1,64,650 |
| (f) | HT Connection | - | 2,21,599 |
| (g) | Other Liabilities | 5,07,200 | 1,05,544 |
| (h) | Gst Payable | - | 33,180 |
| | Total | 96,11,652 | 81,31,906 |
| Schedule - 5 | | | |
| | FIXED ASSETS | | |
| (a) | Gross Block | 4,07,10,409 | 4,04,97,821 |
| | Less : Depreciation | 41,14,019 | 43,98,859 |
| | Total | 3,65,96,390 | 3,60,98,962 |
| Schedule - 6 | | | |
| | SUNDRY DEBTORS | | |
| (a) | Fees Receivable | 2,97,14,150 | 31,56,831 |
| | | 2,97,14,150 | 31,56,831 |

NEHRU COLLEGE OF PHARMCY, KERALA
SCHEDULE - 5 - FIXED ASSETS AS ON 31-03-2021

| SL.N O | ASSETS | WDV AS ON 01.04.2020 | ADDITIONS | | DEDUCTIONS | TOTAL | RATE | DEPRECIATION | | | WDV AS ON 31.03.2021 |
|------------------------------|-------------------------|-------------------------|-----------|------------------|------------|--------------------|-------------|------------------|-----------------|------------------|-------------------------|
| | | | UPTO SEP | AFTER SEP | | | | UPTO SEP | AFTER SEP | TOTAL | |
| 1 | LAND | 5,41,520 | - | - | - | 5,41,520 | - | - | - | - | 5,41,520 |
| | TOTAL [A] | 5,41,520 | - | - | - | 5,41,520 | - | - | - | - | 5,41,520 |
| 2 | BUILDING | 2,52,39,582 | - | - | - | 2,52,39,582 | 10% | 25,23,958 | - | 25,23,958 | 2,27,15,624 |
| | TOTAL [B] | 2,52,39,582 | - | - | - | 2,52,39,582 | 0.10 | 25,23,958 | - | 25,23,958 | 2,27,15,624 |
| 3 | AIR CONDITIONER | 4,18,284 | - | - | - | 4,18,284 | 10% | 41,828 | - | 41,828 | 3,76,456 |
| 4 | CCTV CAMERA | 6,18,358 | - | - | - | 6,18,358 | 10% | 61,836 | - | 61,836 | 5,56,522 |
| 5 | ELECTRICAL FITTINGS | 5,69,852 | - | - | - | 5,69,852 | 10% | 56,985 | - | 56,985 | 5,12,867 |
| 6 | ELECTRICEL EQUIPMENT | 73,663 | - | 1,52,320 | - | 2,25,983 | 10% | 7,366 | 7,616 | 14,982 | 2,11,001 |
| 7 | FIRE & SAFETY EQUIPMENT | 7,666 | - | - | - | 7,666 | 10% | 767 | - | 767 | 6,899 |
| 8 | FURNITURE | 27,35,210 | - | - | - | 27,35,210 | 10% | 2,73,521 | - | 2,73,521 | 24,61,689 |
| 9 | GAS FITTINGS | 1,83,893 | - | - | - | 1,83,893 | 10% | 18,389 | - | 18,389 | 1,65,504 |
| 10 | LAB EQUIPMENT | 24,90,500 | - | 2,53,741 | - | 27,44,241 | 10% | 2,49,050 | 12,687 | 2,61,737 | 24,82,504 |
| 11 | LIBRARY BOOKS | 18,37,830 | - | - | - | 18,37,830 | 10% | 1,83,783 | - | 1,83,783 | 16,54,047 |
| 12 | PA SYSTEMS | 47,691 | - | 13,900 | - | 61,591 | 10% | 4,769 | 695 | 5,464 | 56,127 |
| 13 | PROJECTOR | 1,36,729 | - | - | - | 1,36,729 | 10% | 13,673 | - | 13,673 | 1,23,056 |
| 14 | REFRIGERATOR | 40,765 | - | - | - | 40,765 | 10% | 4,077 | - | 4,077 | 36,688 |
| 15 | WATER PURIFIER | 45,143 | - | - | - | 45,143 | 10% | 4,514 | - | 4,514 | 40,629 |
| 16 | XEROX MACHINE | 91,572 | - | - | - | 91,572 | 10% | 9,157 | - | 9,157 | 82,415 |
| | TOTAL [C] | 92,97,156 | - | 4,19,961 | - | 97,17,117 | - | 9,29,715 | 20,998 | 9,50,713 | 87,66,404 |
| 17 | U P S | 91,898 | - | - | - | 91,898 | 15% | 13,785 | - | 13,785 | 78,113 |
| 18 | VEHICLE | 1,45,455 | - | 37,84,797 | - | 39,30,252 | 15% | 21,818 | 2,83,860 | 3,05,678 | 36,24,574 |
| 19 | PRINTER | 4,780 | - | - | - | 4,780 | 15% | 717 | - | 717 | 4,063 |
| | TOTAL [D] | 2,42,133 | - | 37,84,797 | - | 40,26,930 | - | 36,320 | 2,83,860 | 3,20,180 | 37,06,750 |
| 20 | COMPUTER | 7,78,571 | - | 38,700 | - | 8,17,271 | 40% | 3,11,428 | 7,740 | 3,19,168 | 4,98,103 |
| | TOTAL [E] | 7,78,571 | - | 38,700 | - | 8,17,271 | - | 3,11,428 | 7,740 | 3,19,168 | 4,98,103 |
| 21 | WIP-GARDEN | - | - | 3,67,989 | - | 3,67,989 | - | - | - | - | 3,67,989 |
| | TOTAL [F] | - | - | 3,67,989 | - | 3,67,989 | - | - | - | - | 3,67,989 |
| GRAND TOTAL [A TO F] | | 3,60,98,962 | - | 46,11,447 | - | 4,07,10,409 | - | 38,01,421 | 3,12,598 | 41,14,019 | 3,65,96,390 |

NEHRU COLLEGE OF PHARMACY, KERALA
SCHEDULES ANNEXED TO INCOME AND EXPENDITURE ACCOUNT


| Particulars | | Year ended | |
|----------------------|--------------------------------------|--------------------|--------------------|
| | | 31.03.2021 | 31.03.2020 |
| | | ₹ | ₹ |
| Schedule - 9 | | | |
| | <u>OTHER INCOME</u> | | |
| (a) | Hostel Fee | 30,44,291 | 91,70,692 |
| (b) | Bus Fee | 4,31,505 | 40,33,481 |
| | Total | 34,75,796 | 1,32,04,173 |
| Schedule - 10 | | | |
| | <u>EMPLOYEES BENEFIT</u> | | |
| (a) | Salary | 1,27,86,150 | 1,79,19,817 |
| (b) | ESI Contribution | 61,627 | 96,209 |
| (c) | EPF Contribution | 2,41,653 | 2,98,647 |
| (d) | Staff Welfare | 5,992 | 29,579 |
| (e) | Gratuity A/c. | 1,20,220 | - |
| | Total | 1,32,15,642 | 1,83,44,252 |
| Schedule - 11 | | | |
| | <u>STUDENT WELFARE</u> | | |
| (a) | Seminar and Festival Expenses | 4,430 | 1,87,033 |
| (b) | Sports | - | 10,760 |
| (c) | Other Welfare | 82,437 | 3,44,114 |
| (d) | Student Transportation | - | 17,12,163 |
| (e) | Mess Expenses | 27,40,355 | 60,79,486 |
| (f) | Student Insurance | 66,499 | 53,859 |
| (g) | Students Stipend | 8,18,947 | 15,06,387 |
| (h) | Fees Concession | 5,79,995 | - |
| | Total | 42,92,663 | 98,93,802 |
| Schedule - 12 | | | |
| | <u>REPAIR AND MAINTENANCE</u> | | |
| (a) | AMC Charges | 33,288 | 86,357 |
| (b) | Garden Maintenance | 3,83,362 | 4,83,862 |
| (c) | Housekeeping Salary | 1,86,628 | 16,00,384 |
| (d) | Other Maintenance | 6,78,731 | 8,08,506 |
| (e) | Building Maintenance | 4,73,693 | 12,20,002 |
| (f) | Water Expense | 34,019 | 4,49,452 |
| (g) | Computer Maintenance | 18,840 | 1,15,996 |
| | Total | 18,08,561 | 47,64,559 |
| Schedule - 13 | | | |
| | <u>POWER AND FUEL</u> | | |
| (a) | Electricity | 10,30,846 | 17,79,667 |
| (b) | Generator Fuel Expenses | 71,268 | 1,67,201 |
| | Total | 11,02,114 | 19,46,868 |

NEHRU COLLEGE OF PHARMACY, KERALA
BALANCE SHEET


| Particulars | | Schedule | As at | |
|-------------|------------------------------------|----------|---------------------|---------------------|
| | | | 31.03.2021 | 31.03.2020 |
| | | | ₹ | ₹ |
| 1 | <u>SOURCE OF FUNDS</u> | | | |
| [1] | <u>CAPITAL</u> | 1 | 42,24,31,988 | 35,80,21,343 |
| [2] | <u>SECURED LOAN</u> | 2 | 30,40,423 | - |
| [3] | <u>CURRENT LIABILITIES</u> | | | |
| (a) | Sundry Creditors | 3 | 11,51,817 | 5,61,003 |
| (b) | Other Liabilities | 4 | 96,11,652 | 81,31,906 |
| | | | 1,07,63,469 | 86,92,909 |
| | Total | | 43,62,35,880 | 36,67,14,252 |
| 2 | <u>APPLICATION OF FUNDS</u> | | | |
| [1] | <u>FIXED ASSETS</u> | 5 | 3,65,96,390 | 3,60,98,962 |
| [2] | <u>TRUST ACCOUNT</u> | | 36,26,21,504 | 32,39,28,412 |
| [3] | <u>CURRENT ASSETS</u> | | | |
| (a) | Sundry Debtors | 6 | 2,97,14,150 | 31,56,831 |
| (b) | Cash & Bank Balances | 7 | 57,46,398 | 25,37,322 |
| (c) | Deposits, Loans and Advances | 8 | 15,57,437 | 9,92,725 |
| | | | 3,70,17,985 | 66,86,877 |
| | Total | | 43,62,35,880 | 36,67,14,252 |

As per our report of even date annexed
For Bindu Suresh Kumar & Associates
Chartered Accountants

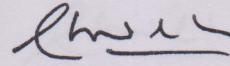
For and on behalf of the Trust


E. Sureshkumar
Partner M.No: 055395




Managing Trustee

Place: Coimbatore
Date : 06.10.2021



Trustee

**NEHRU COLLEGE OF PHARMACY, KERALA
INCOME & EXPENDITURE ACCOUNT**

| Particulars | | Schedule | Year ended | |
|--|---------------------------------|----------|--------------------|--------------------|
| | | | 31.03.2021 | 31.03.2020 |
| | | | ₹ | ₹ |
| <u>INCOME</u> | | | | |
| (a) | Fees Received | | 8,99,78,158 | 8,32,24,120 |
| (b) | Other Income | 9 | 34,75,796 | 1,32,04,173 |
| (c) | Interest Received | | 1,44,199 | 1,24,319 |
| A | Total Revenue (a to c) | | 9,35,98,153 | 9,65,52,612 |
| <u>EXPENSES</u> | | | | |
| (a) | Employees Benefit | 10 | 1,32,15,642 | 1,83,44,252 |
| (b) | Students Welfare | 11 | 42,92,663 | 98,93,802 |
| (c) | Advertisement | | 12,62,295 | 11,08,770 |
| (d) | Repairs & Maintenance | 12 | 18,08,561 | 47,64,559 |
| (e) | Printing and Stationery | | 4,88,758 | 5,96,904 |
| (f) | Power and Fuel | 13 | 11,02,114 | 19,46,868 |
| (g) | Application and Affiliation Fee | 14 | 6,76,300 | 16,42,800 |
| (h) | Communication Expenses | | 1,73,619 | 72,418 |
| (i) | Subscription and Periodicals | | 2,34,764 | 4,80,596 |
| (j) | General Expenses | 15 | 17,60,798 | 52,08,406 |
| (k) | Interest and Bank Charges | 16 | 57,975 | 25,249 |
| (l) | Depreciation | | 41,14,019 | 43,98,859 |
| B | Total Expenses (a to l) | | 2,91,87,508 | 4,84,83,483 |
| EXCESS OF INCOME OVER EXPENDITURE (A-B) | | | 6,44,10,645 | 4,80,69,129 |

As per our report of even date annexed
For Bindu Suresh Kumar & Associates
Chartered Accountants

For and on behalf of the Trust



E.Sureshkumar
Partner M.No: 055395

Managing Trustee

Trustee

Place: Coimbatore
Date : 06.10.2021

**NEHRU COLLEGE OF PHARMACY, KERALA
SCHEDULES ANNEXED TO BALANCE SHEET**

| Particulars | | As at | |
|---------------------------------|---|---------------------|---------------------|
| | | 31.03.2021 | 31.03.2020 |
| | | ₹ | ₹ |
| <u>Schedule - 1</u> | | | |
| <u>CAPITAL</u> | | | |
| (a) | Opening Balance | 35,80,21,343 | 30,99,52,214 |
| | Add : Excess of Income over Expenditure | 6,44,10,645 | 4,80,69,129 |
| | Total | 42,24,31,988 | 35,80,21,343 |
| <u>Schedule - 2</u> | | | |
| <u>SECURED LOAN</u> | | | |
| (a) | HDFC VEHICLE LOAN - 115858416 | 30,40,423 | - |
| | Total | 30,40,423 | - |
| <u>Schedule - 3</u> | | | |
| (a) | <u>SUNDRY CREDITORS</u> | 11,51,817 | 5,61,003 |
| | Total | 11,51,817 | 5,61,003 |
| <u>Schedule - 4</u> | | | |
| <u>OTHER LIABILITIES</u> | | | |
| (a) | Salary Payable | 13,78,116 | 10,49,940 |
| (b) | EPF Contribution Payable | 49,438 | 59,152 |
| (c) | ESI Contribution Payable | 7,748 | 11,191 |
| (d) | Caution Deposit | 75,04,500 | 64,86,650 |
| (e) | EMD & Retention | 1,64,650 | 1,64,650 |
| (f) | HT Connection | - | 2,21,599 |
| (g) | Other Liabilities | 5,07,200 | 1,05,544 |
| (h) | Gst Payable | - | 33,180 |
| | Total | 96,11,652 | 81,31,906 |
| <u>Schedule - 5</u> | | | |
| <u>FIXED ASSETS</u> | | | |
| (a) | Gross Block | 4,07,10,409 | 4,04,97,821 |
| | Less : Depreciation | 41,14,019 | 43,98,859 |
| | Total | 3,65,96,390 | 3,60,98,962 |
| <u>Schedule - 6</u> | | | |
| <u>SUNDRY DEBTORS</u> | | | |
| (a) | Fees Receivable | 2,97,14,150 | 31,56,831 |
| | | 2,97,14,150 | 31,56,831 |

NEHRU COLLEGE OF PHARMCY, KERALA
SCHEDULE - 5 - FIXED ASSETS AS ON 31-03-2021

| SL.N O | ASSETS | WDV AS ON | ADDITIONS | | DEDUCTIONS | TOTAL | RATE | DEPRECIATION | | | WDV AS ON |
|-----------|------------------------------|--------------------|-----------|------------------|------------|--------------------|-------------|------------------|-----------------|------------------|--------------------|
| | | 01.04.2020 | UPTO SEP | AFTER SEP | | | | UPTO SEP | AFTER SEP | TOTAL | 31.03.2021 |
| 1 | LAND | 5,41,520 | - | - | - | 5,41,520 | - | - | - | - | 5,41,520 |
| | TOTAL [A] | 5,41,520 | - | - | - | 5,41,520 | - | - | - | - | 5,41,520 |
| 2 | BUILDING | 2,52,39,582 | - | - | - | 2,52,39,582 | 10% | 25,23,958 | - | 25,23,958 | 2,27,15,624 |
| | TOTAL [B] | 2,52,39,582 | - | - | - | 2,52,39,582 | 0.10 | 25,23,958 | - | 25,23,958 | 2,27,15,624 |
| 3 | AIR CONDITIONER | 4,18,284 | - | - | - | 4,18,284 | 10% | 41,828 | - | 41,828 | 3,76,456 |
| 4 | CCTV CAMERA | 6,18,358 | - | - | - | 6,18,358 | 10% | 61,836 | - | 61,836 | 5,56,522 |
| 5 | ELECTRICAL FITTINGS | 5,69,852 | - | - | - | 5,69,852 | 10% | 56,985 | - | 56,985 | 5,12,867 |
| 6 | ELECTRICEL EQUIPMENT | 73,663 | - | 1,52,320 | - | 2,25,983 | 10% | 7,366 | 7,616 | 14,982 | 2,11,001 |
| 7 | FIRE & SAFETY EQUIPMENT | 7,666 | - | - | - | 7,666 | 10% | 767 | - | 767 | 6,899 |
| 8 | FURNITURE | 27,35,210 | - | - | - | 27,35,210 | 10% | 2,73,521 | - | 2,73,521 | 24,61,689 |
| 9 | GAS FITTINGS | 1,83,893 | - | - | - | 1,83,893 | 10% | 18,389 | - | 18,389 | 1,65,504 |
| 10 | LAB EQUIPMENT | 24,90,500 | - | 2,53,741 | - | 27,44,241 | 10% | 2,49,050 | 12,687 | 2,61,737 | 24,82,504 |
| 11 | LIBRARY BOOKS | 18,37,830 | - | - | - | 18,37,830 | 10% | 1,83,783 | - | 1,83,783 | 16,54,047 |
| 12 | PA SYSTEMS | 47,691 | - | 13,900 | - | 61,591 | 10% | 4,769 | 695 | 5,464 | 56,127 |
| 13 | PROJECTOR | 1,36,729 | - | - | - | 1,36,729 | 10% | 13,673 | - | 13,673 | 1,23,056 |
| 14 | REFRIGERATOR | 40,765 | - | - | - | 40,765 | 10% | 4,077 | - | 4,077 | 36,688 |
| 15 | WATER PURIFIER | 45,143 | - | - | - | 45,143 | 10% | 4,514 | - | 4,514 | 40,629 |
| 16 | XEROX MACHINE | 91,572 | - | - | - | 91,572 | 10% | 9,157 | - | 9,157 | 82,415 |
| | TOTAL [C] | 92,97,156 | - | 4,19,961 | - | 97,17,117 | | 9,29,715 | 20,998 | 9,50,713 | 87,66,404 |
| 17 | U P S | 91,898 | - | - | - | 91,898 | 15% | 13,785 | - | 13,785 | 78,113 |
| 18 | VEHICLE | 1,45,455 | - | 37,84,797 | - | 39,30,252 | 15% | 21,818 | 2,83,860 | 3,05,678 | 36,24,574 |
| 19 | PRINTER | 4,780 | - | - | - | 4,780 | 15% | 717 | - | 717 | 4,063 |
| | TOTAL [D] | 2,42,133 | - | 37,84,797 | - | 40,26,930 | | 36,320 | 2,83,860 | 3,20,180 | 37,06,750 |
| 20 | COMPUTER | 7,78,571 | - | 38,700 | - | 8,17,271 | 40% | 3,11,428 | 7,740 | 3,19,168 | 4,98,103 |
| | TOTAL [E] | 7,78,571 | - | 38,700 | - | 8,17,271 | | 3,11,428 | 7,740 | 3,19,168 | 4,98,103 |
| 21 | WIP-GARDEN | - | - | 3,67,989 | - | 3,67,989 | - | - | - | - | 3,67,989 |
| | TOTAL [F] | - | - | 3,67,989 | - | 3,67,989 | | - | - | - | 3,67,989 |
| | GRAND TOTAL [A TO F] | 3,60,98,962 | - | 46,11,447 | - | 4,07,10,409 | | 38,01,421 | 3,12,598 | 41,14,019 | 3,65,96,390 |

NEHRU COLLEGE OF PHARMACY, KERALA
SCHEDULES ANNEXED TO INCOME AND EXPENDITURE ACCOUNT

| Particulars | | Year ended | |
|-----------------------------|--------------------------------------|--------------------|--------------------|
| | | 31.03.2021 | 31.03.2020 |
| | | ₹ | ₹ |
| <u>Schedule - 9</u> | | | |
| | <u>OTHER INCOME</u> | | |
| (a) | Hostel Fee | 30,44,291 | 91,70,692 |
| (b) | Bus Fee | 4,31,505 | 40,33,481 |
| | Total | 34,75,796 | 1,32,04,173 |
| <u>Schedule - 10</u> | | | |
| | <u>EMPLOYEES BENEFIT</u> | | |
| (a) | Salary | 1,27,86,150 | 1,79,19,817 |
| (b) | ESI Contribution | 61,627 | 96,209 |
| (c) | EPF Contribution | 2,41,653 | 2,98,647 |
| (d) | Staff Welfare | 5,992 | 29,579 |
| (e) | Gratuity A/c. | 1,20,220 | - |
| | Total | 1,32,15,642 | 1,83,44,252 |
| <u>Schedule - 11</u> | | | |
| | <u>STUDENT WELFARE</u> | | |
| (a) | Seminar and Festival Expenses | 4,430 | 1,87,033 |
| (b) | Sports | - | 10,760 |
| (c) | Other Welfare | 82,437 | 3,44,114 |
| (d) | Student Transportation | - | 17,12,163 |
| (e) | Mess Expenses | 27,40,355 | 60,79,486 |
| (f) | Student Insurance | 66,499 | 53,859 |
| (g) | Students Stipend | 8,18,947 | 15,06,387 |
| (h) | Fees Concession | 5,79,995 | - |
| | Total | 42,92,663 | 98,93,802 |
| <u>Schedule - 12</u> | | | |
| | <u>REPAIR AND MAINTENANCE</u> | | |
| (a) | AMC Charges | 33,288 | 86,357 |
| (b) | Garden Maintenance | 3,83,362 | 4,83,862 |
| (c) | Housekeeping Salary | 1,86,628 | 16,00,384 |
| (d) | Other Maintenance | 6,78,731 | 8,08,506 |
| (e) | Building Maintenance | 4,73,693 | 12,20,002 |
| (f) | Water Expense | 34,019 | 4,49,452 |
| (g) | Computer Maintenance | 18,840 | 1,15,996 |
| | Total | 18,08,561 | 47,64,559 |
| <u>Schedule - 13</u> | | | |
| | <u>POWER AND FUEL</u> | | |
| (a) | Electricity | 10,30,846 | 17,79,667 |
| (b) | Generator Fuel Expenses | 71,268 | 1,67,201 |
| | Total | 11,02,114 | 19,46,868 |

INDIAN INCOME TAX RETURN ACKNOWLEDGEMENT

[Where the data of the Return of Income in Form ITR-1 (SAHAJ), ITR-2, ITR-3,
ITR-4(SUGAM), ITR-5, ITR-6, ITR-7 filed and verified]
(Please see Rule 12 of the Income-tax Rules, 1962)

**Assessment Year
2020-21**

PAN AAATN3375R

Name NEHRU COLLEGE OF EDUCATIONAL AND CHARITABLE TRUST

Address

451 D, NEHRU CAMPUS, , KUNIAMUTHUR, COIMBATORE, TAMILNADU, 641008

Status AOP/BOI

Form Number

ITR-7

Filed u/s

139(1)-On or before due date

e-Filing Acknowledgement Number

890826331251220

Taxable Income and Tax details

| | | |
|---|---|----------|
| Current Year business loss, if any | 1 | 0 |
| Total Income | | 0 |
| Book Profit under MAT, where applicable | 2 | 0 |
| Adjusted Total Income under AMT, where applicable | 3 | 0 |
| Net tax payable | 4 | 0 |
| Interest and Fee Payable | 5 | 0 |
| Total tax, interest and Fee payable | 6 | 0 |
| Taxes Paid | 7 | 4789654 |
| (+)Tax Payable /(-)Refundable (6-7) | 8 | -4789650 |

Dividend
Distribution Tax
details

| | | |
|---|----|---|
| Dividend Tax Payable | 9 | 0 |
| Interest Payable | 10 | 0 |
| Total Dividend tax and interest payable | 11 | 0 |
| Taxes Paid | 12 | 0 |
| (+)Tax Payable /(-)Refundable (11-12) | 13 | 0 |

Accreted Income & Tax
Detail

| | | |
|---------------------------------------|----|---|
| Accreted Income as per section 115TD | 14 | 0 |
| Additional Tax payable u/s 115TD | 15 | 0 |
| Interest payable u/s 115TE | 16 | 0 |
| Additional Tax and interest payable | 17 | 0 |
| Tax and interest paid | 18 | 0 |
| (+)Tax Payable /(-)Refundable (17-18) | 19 | 0 |

Income Tax Return submitted electronically on 25-12-2020 13:55:14 from IP address 117.98.169.193 and verified by
KRISHNA KUMAR P

having PAN AEZPK2089N on 25-12-2020 13:55:14 from IP address 117.98.169.193 using

Digital Signature Certificate (DSC).


DSC details: 19868495CN=e-Mudhra Sub CA for Class 2 Individual 2014,OU=Certifying Authority,O=eMudhra Consumer Services Limited,C=IN**DO NOT SEND THIS ACKNOWLEDGEMENT TO CPC, BENGALURU**

NEHRU COLLEGE OF PHARMACY, KERALA
BALANCE SHEET

| Particulars | | Schedule | As at | |
|-------------|---------------------------------------|----------|---------------------|---------------------|
| | | | 31.03.2020 | 31.03.2019 |
| 1 | <u>SOURCE OF FUNDS</u> | | | |
| | [1] <u>CAPITAL</u> | | | |
| | (a) Capital | 1 | 35,80,21,343 | 30,99,52,214 |
| | [2] <u>CURRENT LIABILITIES</u> | | | |
| | (a) Sundry Creditors | 2 | 5,61,003 | 11,28,306 |
| | (b) Other Liabilities | 3 | 81,31,906 | 86,53,489 |
| | | | 86,92,909 | 97,81,795 |
| | Total | | 36,67,14,252 | 31,97,34,009 |
| 2 | <u>APPLICATION OF FUNDS</u> | | | |
| | [1] <u>FIXED ASSETS</u> | 4 | 3,60,98,962 | 3,85,68,220 |
| | [2] <u>TRUST ACCOUNT</u> | | 32,39,28,412 | 26,90,77,141 |
| | [3] <u>CURRENT ASSETS</u> | | | |
| | (a) Sundry Debtors | 5 | 31,56,831 | 66,69,354 |
| | (b) Cash & Bank Balances | 6 | 25,37,322 | 44,94,876 |
| | (c) Deposits, Loans and Advances | 7 | 9,92,725 | 9,24,418 |
| | | | 66,86,877 | 1,20,88,648 |
| | Total | | 36,67,14,252 | 31,97,34,009 |

As per our report of even date annexed
For Bindu Suresh Kumar & Associates
Chartered Accountants

For and on behalf of the Trust



E. Sureshkumar
Partner M.No: 055395

Managing Trustee

Trustee


Place: Coimbatore
Date : 24.12.2020

NEHRU COLLEGE OF PHARMACY, KERALA
INCOME & EXPENDITURE ACCOUNT

| Particulars | Schedule | As at | |
|--|----------|--------------------|--------------------|
| | | 31.03.2020 | 31.03.2019 |
| <u>INCOME</u> | | | |
| (a) Fees Received | | 8,32,24,120 | 8,16,43,907 |
| (b) Other Income | 8 | 1,32,04,173 | 1,41,21,607 |
| (c) Interest Received | | 1,24,319 | 89,592 |
| A Total Revenue (a+b+c) | | 9,65,52,612 | 9,58,55,106 |
| <u>EXPENSES</u> | | | |
| (a) Employees Benefit | 9 | 1,83,44,252 | 1,95,55,997 |
| (b) Students Welfare | 10 | 98,93,802 | 1,14,24,485 |
| (c) Advertisement | | 11,08,770 | 3,25,350 |
| (d) Repairs & Maintenance | 11 | 47,64,559 | 25,02,550 |
| (e) Printing and Stationery | | 5,96,904 | 3,67,568 |
| (f) Power and Fuel | 12 | 19,46,868 | 22,46,121 |
| (g) Application and Affiliation Fee | 13 | 16,42,800 | 30,25,835 |
| (h) Communication Expenses | | 72,418 | 5,19,014 |
| (i) Subscription and Periodicals | | 4,80,596 | 3,41,128 |
| (j) General Expenses | 14 | 52,08,406 | 28,05,759 |
| (k) Interest and Bank Charges | 15 | 25,249 | 27,785 |
| (l) Depreciation | | 43,98,859 | 42,96,300 |
| B Total Expenses (a to l) | | 4,84,83,483 | 4,74,37,892 |
| EXCESS OF INCOME OVER EXPENDITURE (A-B) | | 4,80,69,129 | 4,84,17,214 |

As per our report of even date annexed
For Bindu Suresh Kumar & Associates
Chartered Accountants

For and on behalf of the Trust



E.Sureshkumar
Partner M.No: 055395

Managing Trustee

Trustee

Place: Coimbatore
Date : 24.12.2020

NEHRU COLLEGE OF PHARMACY, KERALA
SCHEDULES ANNEXED TO BALANCE SHEET

| Particulars | | As at | |
|--|---|---------------------|---------------------|
| | | 31.03.2020 | 31.03.2019 |
| Schedule - 1 | | | |
| <u>CAPITAL</u> | | | |
| (a) | Opening Balance | 30,99,52,214 | 26,15,35,000 |
| | Add : Excess of Income over Expenditure | 4,80,69,129 | 4,84,17,214 |
| | Total | 35,80,21,343 | 30,99,52,214 |
| Schedule - 2 | | | |
| (a) | <u>SUNDRY CREDITORS</u> | 5,61,003 | 11,28,306 |
| Schedule - 3 | | | |
| <u>OTHER LIABILITIES</u> | | | |
| (a) | Salary Payable | 10,49,940 | 14,89,822 |
| (b) | EPF Contribution Payable | 59,152 | 46,882 |
| (c) | ESI Contribution Payable | 11,191 | 13,408 |
| (d) | Caution Deposit | 64,86,650 | 64,80,650 |
| (e) | EMD & Retention | 1,64,650 | 1,85,950 |
| (f) | HT Connection | 2,21,599 | 3,86,777 |
| (g) | Other Liabilities | 1,05,544 | 50,000 |
| (h) | Gst Payable | 33,180 | - |
| | Total | 81,31,906 | 86,53,489 |
| Schedule - 4 | | | |
| <u>FIXED ASSETS</u> | | | |
| (a) | Gross Block | 4,04,97,821 | 4,28,64,520 |
| | Less : Depreciation | 43,98,859 | 42,96,300 |
| | Total | 3,60,98,962 | 3,85,68,220 |
| Schedule - 5 | | | |
| <u>SUNDRY DEBTORS</u> | | | |
| (a) | Fees Receivable | 31,56,831 | 66,69,354 |
| | | 31,56,831 | 66,69,354 |
| Schedule - 6 | | | |
| <u>CASH & BANK BALANCES</u> | | | |
| (a) | Cash in Hand | 1,19,608 | 13,81,026 |
| <u>Bank Account</u> | | | |
| <u>In Current Account</u> | | | |
| (a) | SBI-NCP (SC/OEC Tsr A\C) | 2,10,954 | 14,29,300 |
| (b) | SBI-Ottapalam | 1,21,492 | 4,02,252 |
| (c) | SBI -OTP - [NSS A/C] | 33,174 | - |
| <u>In Savings Account</u> | | | |
| (a) | Dhanlaxmi Bank -[168703] | 20,52,093 | 12,82,298 |
| | Total | 25,37,322 | 44,94,876 |

NEHRU COLLEGE OF PHARMCY, KERALA
SCHEDULE - 4 - FIXED ASSETS AS ON 31-03-2020

| SL.NO | ASSETS | WDV AS ON 04-01-2019 | ADDITIONS | | DEDUCTIONS | TOTAL | RATE | DEPRECIATION | | | WDV AS ON 31/3/2020 |
|-------|---------------------------------|-------------------------|------------------|--------------|------------|--------------------|----------|------------------|------------|------------------|------------------------|
| | | | BEFORE SEP | AFTER SEP | | | | UPTO SEP | AFTER SEP | TOTAL | |
| 1 | LAND | 5,41,520 | - | - | - | 5,41,520 | | - | - | - | 5,41,520 |
| | TOTAL [A] | 5,41,520 | - | - | - | 5,41,520 | - | - | - | - | 5,41,520 |
| 2 | BUILDING | 2,80,43,980 | - | - | - | 2,80,43,980 | 10% | 28,04,398 | - | 28,04,398 | 2,52,39,582 |
| | TOTAL [B] | 2,80,43,980 | - | - | - | 2,80,43,980 | 0 | 28,04,398 | - | 28,04,398 | 2,52,39,582 |
| 3 | AIR CONDITIONER | 1,06,710 | 3,58,050 | - | - | 4,64,760 | 10% | 46,476 | - | 46,476 | 4,18,284 |
| 4 | CCTV CAMERA | 6,87,064 | - | - | - | 6,87,064 | 10% | 68,706 | - | 68,706 | 6,18,358 |
| 5 | ELECTRICAL FITTINGS | 6,33,169 | - | - | - | 6,33,169 | 10% | 63,317 | - | 63,317 | 5,69,852 |
| 6 | ELECTRICAL EQUIPMENT | 81,848 | - | - | - | 81,848 | 10% | 8,185 | - | 8,185 | 73,663 |
| 7 | FIRE & SAFETY EQUIPMENT | 8,518 | - | - | - | 8,518 | 10% | 852 | - | 852 | 7,666 |
| 8 | FURNITURE | 26,96,423 | 3,42,699 | - | - | 30,39,122 | 10% | 3,03,912 | - | 3,03,912 | 27,35,210 |
| 9 | GAS FITTINGS | 2,04,326 | - | - | - | 2,04,326 | 10% | 20,433 | - | 20,433 | 1,83,893 |
| 10 | LAB EQUIPMENT | 27,67,222 | - | - | - | 27,67,222 | 10% | 2,76,722 | - | 2,76,722 | 24,90,500 |
| 11 | LIBRARY BOOKS | 20,00,401 | 41,632 | - | - | 20,42,033 | 10% | 2,04,203 | - | 2,04,203 | 18,37,830 |
| 12 | PA SYSTEMS | 46,570 | 6,420 | - | - | 52,990 | 10% | 5,299 | - | 5,299 | 47,691 |
| 13 | PROJECTOR | 1,45,588 | - | 6,000 | - | 1,51,588 | 10% | 14,559 | 300 | 14,859 | 1,36,729 |
| 14 | REFRIGERATOR | 45,295 | - | - | - | 45,295 | 10% | 4,530 | - | 4,530 | 40,765 |
| 15 | WATER PURIFIER | 50,159 | - | - | - | 50,159 | 10% | 5,016 | - | 5,016 | 45,143 |
| 16 | XEROX MACHINE | 1,01,747 | - | - | - | 1,01,747 | 10% | 10,175 | - | 10,175 | 91,572 |
| | TOTAL [C] | 95,75,040 | 7,48,801 | 6,000 | - | 1,03,29,841 | | 10,32,385 | 300 | 10,32,685 | 92,97,156 |
| 17 | U P S | 1,08,115 | - | - | - | 1,08,115 | 15% | 16,217 | - | 16,217 | 91,898 |
| 18 | VEHICLE | 1,71,123 | - | - | - | 1,71,123 | 15% | 25,668 | - | 25,668 | 1,45,455 |
| 19 | PRINTER | 5,624 | - | - | - | 5,624 | 15% | 844 | - | 844 | 4,780 |
| | TOTAL [D] | 2,84,862 | - | - | - | 2,84,862 | | 42,729 | - | 42,729 | 2,42,133 |
| 20 | COMPUTER | 1,22,818 | 11,74,800 | - | - | 12,97,618 | 40% | 5,19,047 | - | 5,19,047 | 7,78,571 |
| | TOTAL [E] | 1,22,818 | 11,74,800 | - | - | 12,97,618 | | 5,19,047 | - | 5,19,047 | 7,78,571 |
| | GRAND TOTAL [A+B+C+D+E] | 3,85,68,220 | 19,23,601 | 6,000 | - | 4,04,97,821 | - | 43,98,559 | 300 | 43,98,859 | 3,60,98,962 |

NEHRU COLLEGE OF PHARMACY, KERALA
SCHEDULES ANNEXED TO INCOME AND EXPENDITURE ACCOUNT

| Particulars | | As at | |
|--------------------------------------|-------------------------------|--------------------|--------------------|
| | | 31.03.2020 | 31.03.2019 |
| Schedule - 8 | | | |
| <u>OTHER INCOME</u> | | | |
| (a) | Hostel Fee | 91,70,692 | 97,68,937 |
| (b) | Bus Fee | 40,33,481 | 43,52,670 |
| | Total | 1,32,04,173 | 1,41,21,607 |
| Schedule - 9 | | | |
| <u>EMPLOYEES BENEFIT</u> | | | |
| (a) | Salary | 1,79,19,817 | 1,92,12,682 |
| (b) | ESI Contribution | 96,209 | 1,01,123 |
| (c) | EPF Contribution | 2,98,647 | 2,27,192 |
| (d) | Staff Welfare | 29,579 | 15,000 |
| | Total | 1,83,44,252 | 1,95,55,997 |
| Schedule - 10 | | | |
| <u>STUDENT WELFARE</u> | | | |
| (a) | Seminar and Festival Expenses | 1,87,033 | 97,265 |
| (b) | Sports | 10,760 | 37,966 |
| (c) | Other Welfare | 3,44,114 | 38,149 |
| (d) | Student Transportation | 17,12,163 | 36,79,118 |
| (e) | Mess Expenses | 60,79,486 | 67,68,374 |
| (f) | Student Insurance | 53,859 | 43,613 |
| (g) | Students Stipend | 15,06,387 | 7,60,000 |
| | Total | 98,93,802 | 1,14,24,485 |
| Schedule - 11 | | | |
| <u>REPAIR AND MAINTENANCE</u> | | | |
| (a) | AMC Charges | 86,357 | 15,920 |
| (b) | Garden Maintenance | 4,83,862 | 1,54,968 |
| (c) | Housekeeping Salary | 16,00,384 | 14,06,084 |
| (d) | Other Maintenance | 8,08,506 | 4,23,308 |
| (e) | Building Maintenance | 12,20,002 | 1,72,817 |
| (f) | Water Expense | 4,49,452 | 3,15,463 |
| (g) | Computer Maintenance | 1,15,996 | 13,990 |
| | Total | 47,64,559 | 25,02,550 |
| Schedule - 12 | | | |
| <u>POWER AND FUEL</u> | | | |
| (a) | Electricity | 17,79,667 | 19,34,263 |
| (b) | Generator Fuel Expenses | 1,67,201 | 3,11,858 |
| | Total | 19,46,868 | 22,46,121 |

INDIAN INCOME TAX RETURN ACKNOWLEDGEMENT

(Where the data of the Return of Income in Form ITR-1 (SAHAJ), ITR-2, ITR-3, ITR-4, ITR-5, ITR-6, ITR-7 filed and verified electronically)

Assessment Year
2019-20

| | | | | | | |
|---|--|---|---------------------------------|---|---------|---|
| PERSONAL INFORMATION AND THE ACKNOWLEDGEMENT NUMBER | Name NEHRU COLLEGE OF EDUCATIONAL AND CHARITABLE TRUST | | | PAN AAATN3375R | | |
| | Flat/Door/Block No 451 D | Name Of Premises/Building/Village NEHRU CAMPUS | | Form Number. ITR-7 | | |
| | Road/Street/Post Office | Area/Locality KUNIAMUTHUR | | | | |
| | Town/City/District COIMBATORE | State TAMILNADU | Pin/ZipCode 641008 | Status AOP/BOI Filed u/s 139(1)-On or before due date | | |
| | Assessing Officer Details (Ward/Circle) ACIT EXEMPTIONS, COIMBATO | | | | | |
| | e-filing Acknowledgement Number 194492651091019 | | | | | |
| | 1 | Gross total income | | | 1 | 0 |
| | 2 | Total Deductions under Chapter-VI-A | | | 2 | 0 |
| | 3 | Total Income | | | 3 | 0 |
| | 3a | Deemed Total Income under AMT/MAT | | | 3a | 0 |
| 3b | Current Year loss, if any | | | 3b | 0 | |
| 4 | Net tax payable | | | 4 | 0 | |
| 5 | Interest and Fee Payable | | | 5 | 0 | |
| 6 | Total tax, interest and Fee payable | | | 6 | 0 | |
| 7 | Taxes Paid | a | Advance Tax | 7a | 0 | |
| | | b | TDS | 7b | 6655139 | |
| | | c | TCS | 7c | 0 | |
| | | d | Self Assessment Tax | 7d | 0 | |
| | | e | Total Taxes Paid (7a+7b+7c +7d) | 7e | 6655139 | |
| 8 | Tax Payable (6-7e) | | | 8 | 0 | |
| 9 | Refund (7e-6) | | | 9 | 6655140 | |
| 10 | Exempt Income | Agriculture | | 10 | 0 | |
| | | Others | | | | |

Income-Tax Return submitted electronically on 09-10-2019 21:18:52 from IP address 122.178.98.91 and verified by KRISHNA KUMAR P having PAN AEZPK2089N on 09-10-2019 21:18:52 from IP address 122.178.98.91 using Digital Signature Certificate (DSC)
DSC details: 14573734CN=e-Mudhra Sub CA for Class 2 Individual 2014,OU=Certifying Authority,O=eMudhra Consumer Services Limited,C=IN

DO NOT SEND THIS ACKNOWLEDGEMENT TO CPC, BENGALURU

NEHRU COLLEGE OF PHARMACY, KERALA
BALANCE SHEET

| Particulars | Schedule | As at | |
|----------------------------------|----------|---------------------|---------------------|
| | | 31.03.2019 | 31.03.2018 |
| | | ₹ | ₹ |
| 1 SOURCE OF FUNDS | | | |
| [1] CAPITAL | 1 | 30,99,52,214 | 26,15,35,000 |
| (a) Capital | | | |
| [2] CURRENT LIABILITIES | 2 | 11,28,306 | 9,21,893 |
| (a) Sundry Creditors | 3 | 86,53,489 | 79,48,167 |
| (b) Other Liabilities | | 97,81,795 | 88,70,060 |
| Total | | 31,97,34,009 | 27,04,05,060 |
| 2 APPLICATION OF FUNDS | | | |
| [1] FIXED ASSETS | 4 | 3,85,68,220 | 4,25,33,323 |
| [2] TRUST ACCOUNT | | 26,90,77,141 | 21,67,25,086 |
| [3] CURRENT ASSETS | 5 | 66,69,354 | 83,19,852 |
| (a) Sundry Debtors | 6 | 44,94,876 | 19,74,266 |
| (b) Cash & Bank Balances | 7 | 9,24,418 | 8,52,532 |
| (c) Deposits, Loans and Advances | | 1,20,88,648 | 1,11,46,651 |
| Total | | 31,97,34,009 | 27,04,05,060 |

As per our report of even date annexed
For Bindu Suresh Kumar & Associates
Chartered Accountants

For and on behalf of the Trust


E. Sureshkumar
Partner M.No: 055395




Managing Trustee


Trustee



Place: Coimbatore
Date : 27.09.2019

**NEHRU COLLEGE OF PHARMACY, KERALA
INCOME & EXPENDITURE ACCOUNT**

| Particulars | Schedule | As at | |
|--|----------|--------------------|--------------------|
| | | 31.03.2019 | 31.03.2018 |
| | | ₹ | ₹ |
| INCOME | | | |
| (a) Fees Received | | 8,16,43,907 | 7,48,67,902 |
| (b) Other Income | 8 | 1,41,21,607 | 1,58,70,068 |
| (c) Interest Received | | 89,592 | 95,139 |
| A Total Revenue (a+b+c) | | 9,58,55,106 | 9,08,33,109 |
| EXPENSES | | | |
| (a) Employees Benefit | 9 | 1,95,55,997 | 1,93,28,537 |
| (b) Students Welfare | 10 | 1,14,24,485 | 80,77,679 |
| (c) Advertisement | | 3,25,350 | 2,23,680 |
| (d) Repairs & Maintenance | 11 | 25,02,550 | 21,06,765 |
| (e) Printing and Stationery | | 3,67,568 | 6,32,563 |
| (f) Power and Fuel | 12 | 22,46,121 | 2,12,988 |
| (g) Application and Affiliation Fee | 13 | 30,25,835 | 17,70,980 |
| (h) Communication Expenses | | 5,19,014 | 1,22,050 |
| (i) Subscription and Periodicals | | 3,41,128 | 2,46,290 |
| (j) General Expenses | 14 | 28,05,759 | 21,68,615 |
| (k) Interest and Bank Charges | 15 | 27,785 | 13,894 |
| (l) Depreciation | | 42,96,300 | 47,36,926 |
| B Total Expenses (a to l) | | 4,74,37,892 | 3,96,40,967 |
| EXCESS OF INCOME OVER EXPENDITURE (A-B) | | 4,84,17,214 | 5,11,92,142 |

As per our report of even date annexed
For Bindu Suresh Kumar & Associates
Chartered Accountants

For and on behalf of the Trust

E. Sureshkumar
Partner M.No: 055395


 Managing Trustee

Place: Coimbatore
Date: 27.09.2019


 Trustee

NEHRU COLLEGE OF PHARMACY, KERALA
SCHEDULES ANNEXED TO BALANCE SHEET

| Particulars | As at | |
|---|---------------------|---------------------|
| | 31.03.2019 | 31.03.2018 |
| | ₹ | ₹ |
| Schedule - 1 | | |
| <u>CAPITAL</u> | | |
| (a) Opening Balance | 26,15,35,000 | 21,03,42,857 |
| Add : Excess of Income over Expenditure | 4,84,17,214 | 5,11,92,143 |
| Total | 30,99,52,214 | 26,15,35,000 |
| Schedule - 2 | | |
| (a) <u>SUNDRY CREDITORS</u> | 11,28,306 | 9,21,893 |
| Schedule - 3 | | |
| <u>OTHER LIABILITIES</u> | | |
| (a) Salary Payable | 14,89,822 | 14,21,318 |
| (b) EPF Contribution Payable | 46,882 | 47,771 |
| (c) ESI Contribution Payable | 13,408 | 12,978 |
| (d) Caution Deposit | 64,80,650 | 62,80,150 |
| (e) EMD & Retention | 1,85,950 | 1,85,950 |
| (f) HT Connection | 3,86,777 | - |
| (g) Other Liabilities | 50,000 | - |
| Total | 86,53,489 | 79,48,167 |
| Schedule - 4 | | |
| <u>FIXED ASSETS</u> | | |
| (a) Gross Block | 4,28,64,520 | 4,72,70,249 |
| Less : Depreciation | 42,96,300 | 47,36,926 |
| Total | 3,85,68,220 | 4,25,33,323 |
| Schedule - 5 | | |
| <u>SUNDRY DEBTORS</u> | | |
| (a) Fees Recievable | 66,69,354 | 83,19,852 |
| | 66,69,354 | 83,19,852 |
| Schedule - 6 | | |
| <u>CASH & BANK BALANCES</u> | | |
| (a) Cash in Hand | 13,81,026 | 2,20,364 |
| <u>Bank Account</u> | | |
| <u>In Current Account</u> | | |
| (b) SBI-NCP (SC/OEC Tsr A/C) | 14,29,300 | 13,97,969 |
| (c) SBI-Ottapalam | 4,02,252 | 1,38,263 |
| (d) South Indian Bank Ltd. - Thiruvilwamala | - | 18,678 |
| <u>In Savings Account</u> | | |
| (e) Dhanlaxmi Bank -[168703] | 12,82,298 | 1,98,993 |
| Total | 44,94,876 | 19,74,266 |

NEHRU COLLEGE OF PHARMACY, KERALA
SCHEDULE - 4 - FIXED ASSETS AS ON 31-03-2019

| SL.NO | ASSETS | WDV AS ON 01-04-2018 | | ADDITIONS | | DEDUCTIONS | TOTAL | RATE | DEPRECIATION | | WDV AS ON 31-03-2019 |
|--------------------------------|-------------------------|----------------------|---------------|-----------------|-----------|------------|--------------------|----------|------------------|---------------|----------------------|
| | | BEFORE-SEP | AFTER SEP | BEFORE SEP | AFTER SEP | | | | UPTO SEP | TOTAL | |
| 1 | LAND | 5,41,520 | - | - | - | - | 5,41,520 | - | - | - | 5,41,520 |
| | [A] | 5,41,520 | - | - | - | - | 5,41,520 | - | - | - | 5,41,520 |
| 2 | BUILDING | 3,10,05,012 | - | 1,46,810 | - | - | 3,11,51,822 | 10% | 31,00,501 | 7,341 | 31,07,842 |
| | [B] | 3,10,05,012 | - | 1,46,810 | - | - | 3,11,51,822 | 0 | 31,00,501 | 7,341 | 31,07,842 |
| 3 | AIR CONDITIONER | 1,18,567 | - | - | - | - | 1,18,567 | 10% | 11,857 | - | 1,06,710 |
| 4 | CCTV CAMERA | 7,63,404 | - | - | - | - | 7,63,404 | 10% | 76,340 | - | 6,87,064 |
| 5 | ELECTRICAL FITTINGS | 7,03,521 | - | - | - | - | 7,03,521 | 10% | 70,352 | - | 6,33,169 |
| 6 | ELECTRICAL EQUIPMENT | 90,942 | - | - | - | - | 90,942 | 10% | 9,094 | - | 81,848 |
| 7 | FIRE & SAFETY EQUIPMENT | 9,465 | - | - | - | - | 9,465 | 10% | 947 | - | 8,518 |
| 8 | FURNITURE | 29,96,026 | - | - | - | - | 29,96,026 | 10% | 2,99,603 | - | 26,96,423 |
| 9 | GAS FITTINGS | 2,27,029 | - | - | - | - | 2,27,029 | 10% | 22,703 | - | 2,04,326 |
| 10 | LAB EQUIPMENT | 30,74,691 | - | - | - | - | 30,74,691 | 10% | 3,07,469 | - | 27,67,222 |
| 11 | LIBRARY BOOKS | 21,45,185 | - | 73,405 | - | - | 22,18,590 | 10% | 2,21,859 | 3,670 | 20,00,401 |
| 12 | P.A.SYSTEMS | 51,744 | - | - | - | - | 51,744 | 10% | 5,174 | - | 46,570 |
| 13 | PROJECTOR | 82,678 | 12,500 | 63,082 | - | - | 1,58,260 | 10% | 9,518 | 3,154 | 1,45,588 |
| 14 | REFRIGERATOR | 33,428 | 16,900 | - | - | - | 50,328 | 10% | 5,033 | - | 45,295 |
| 15 | WATER PURIFIER | 55,732 | - | - | - | - | 55,732 | 10% | 5,573 | - | 50,159 |
| 16 | XEROX MACHINE | 1,13,052 | - | - | - | - | 1,13,052 | 10% | 11,305 | - | 1,01,747 |
| | [C] | 1,04,65,464 | 29,400 | 1,36,487 | - | - | 1,06,31,351 | - | 10,49,487 | 6,824 | 95,75,040 |
| 17 | U.P.S | 1,08,694 | 18,500 | - | - | - | 1,27,194 | 15% | 19,079 | - | 1,08,115 |
| 18 | VEHICLE | 2,01,321 | - | - | - | - | 2,01,321 | 15% | 30,198 | - | 1,71,123 |
| 19 | PRINTER | 6,616 | - | - | - | - | 6,616 | 15% | 992 | - | 5,624 |
| | [D] | 3,16,631 | 18,500 | - | - | - | 3,35,131 | - | 50,269 | - | 2,84,862 |
| 20 | COMPUTER | 2,04,696 | - | - | - | - | 2,04,696 | 40% | 81,878 | - | 1,22,818 |
| | [E] | 2,04,696 | - | - | - | - | 2,04,696 | - | 81,878 | - | 1,22,818 |
| GRAND TOTAL [A+B+C+D+E] | | 4,25,33,323 | 47,900 | 2,83,297 | - | - | 4,28,64,520 | - | 42,82,135 | 14,165 | 42,96,300 |
| | | | | | | | | | | | 3,85,68,220 |

NEHRU COLLEGE OF PHARMACY, KERALA
SCHEDULES ANNEXED TO INCOME AND EXPENDITURE ACCOUNT

| Particulars | | As at | |
|-------------------------------|-------------------------------|--------------------|--------------------|
| | | 31.03.2019 | 31.03.2018 |
| | | ₹ | ₹ |
| Schedule - 8 | | | |
| OTHER INCOME | | | |
| (a) | Hostel Fee | 97,68,937 | 1,16,79,752 |
| (b) | Bus Fee | 43,52,670 | 41,90,316 |
| | Total | 1,41,21,607 | 1,58,70,068 |
| Schedule - 9 | | | |
| EMPLOYEES BENEFIT | | | |
| (a) | Salary | 1,92,12,682 | 1,89,01,999 |
| (b) | ESI Contribution | 1,01,123 | 1,05,333 |
| (c) | EPF Contribution | 2,27,192 | 2,70,125 |
| (d) | Staff Welfare | 15,000 | 51,080 |
| | Total | 1,95,55,997 | 1,93,28,537 |
| Schedule - 10 | | | |
| STUDENT WELFARE | | | |
| (a) | Seminar and Festival Expenses | 97,265 | 6,555 |
| (b) | Sports | 37,966 | 39,135 |
| (c) | Other Welfare | 38,149 | 15,376 |
| (d) | Student Transportation | 36,79,118 | 11,55,898 |
| (e) | Mess Expenses | 67,68,374 | 68,40,715 |
| (f) | Student Insurance | 43,613 | - |
| (g) | Students Stipend | 7,60,000 | - |
| | Total | 1,14,24,485 | 80,77,679 |
| Schedule - 11 | | | |
| REPAIR AND MAINTANANCE | | | |
| (a) | AMC Charges | 15,920 | 65,638 |
| (b) | Garden Maintenance | 1,54,968 | 15,700 |
| (c) | Housekeeping Salary | 14,06,084 | 14,65,116 |
| (d) | Other Maintenance | 4,37,298 | 1,55,467 |
| (e) | Building Maintenance | 1,72,817 | 4,04,844 |
| (f) | Water Expense | 3,15,463 | - |
| | Total | 25,02,550 | 21,06,765 |
| Schedule - 12 | | | |
| POWER AND FUEL | | | |
| (a) | Electricity | 19,34,263 | - |
| (b) | Generator Fuel Expenses | 3,11,858 | 2,12,988 |
| | | 22,46,121 | 2,12,988 |

